

In-Line Circulators

Taco In-Line Circulators are designed to efficiently circulate heated or chilled water in residential or light commercial Hydronic Systems. These circulators may also be used for zoning large installations and are available in bronze or stainless steel construction for domestic hot water applications.

In-Line Circulators demonstrate proven performance, dependability, quiet operation and long lasting performance.



Stainless
Steel Models



110 Series In-Line Circulators

Submittal Data # 101-155
Supersedes: 05/07/19

Effective: 12/10/24

110 Series (110, 111, 112, 113, 120)

Red Baron Circulators:

Rugged Motor Built to Last

- Resilient mounted, split phase motor with built-in overload protector
- Equipped with sleeve bearings for quiet operation

Proven Pump Construction

- One piece non-ferrous impeller
- Stainless steel shaft
- Rugged bronze sleeve bearing
- Two piece carbon/ceramic seal assembly
- Durable one piece spring coupling

Factory Tested

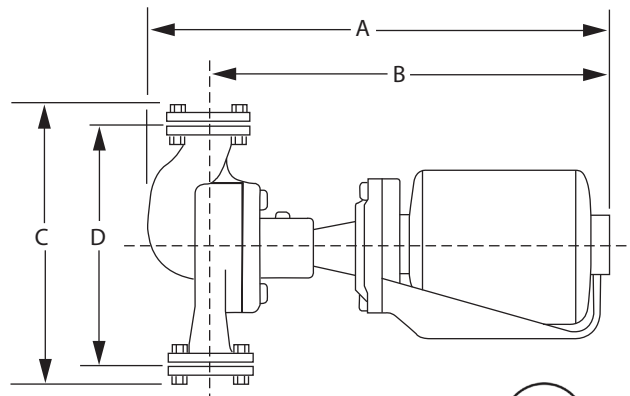
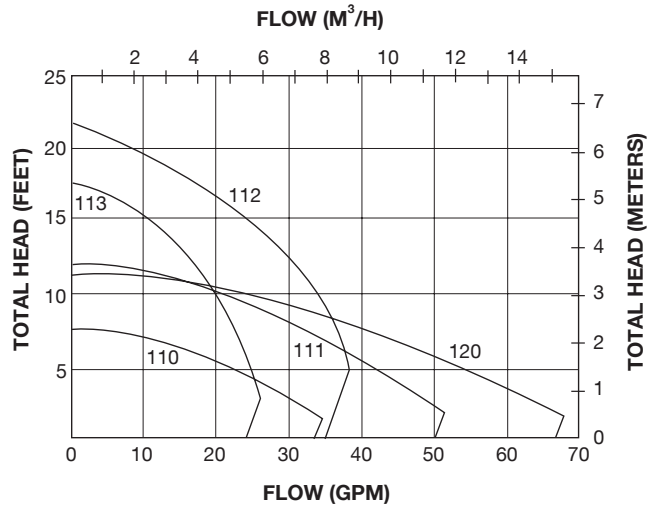
- Every circulator is operated before shipment

Easy, Low-Cost Service

- No special tools required
- Nationwide parts availability

Accessories & Options

- Circulators available in:
 - Stainless Steel (110 thru 120 models)
- Companion *freedom*® FLANGES available in:
 - 3/4", 1", 1-1/4", 1-1/2" sizes
- Shut-off *freedom* FLANGES available in:
 - 3/4", 1", 1-1/4" and 1-1/2" sizes
- Allows easy isolation and service



Stainless Steel Models

Specifications

MODEL NUMBER (1)	FLANGE SIZE	MOTOR (2) (115V/60 HZ/1 PH)		MAXIMUM TEMP. (3)	PRESSURE RATING	DIMENSIONS								APPROX. SHIPPING WEIGHT	
		HP	RPM			A		B		C		D			
						IN.	MM	IN.	MM	IN.	MM	IN.	MM	LBS.	KG
110	¾", 1", 1¼", 1½"	⅓	1725	240°F	125 psi	14⅝	371.5	12⅝	320.7	7⅞	200.0	6⅝	160.3	21	9.5
111		⅜		240°F (3)		16¼	412.8	13⅞	352.4	10¼	260.4	8¾	222.3	26	11.8
112		½	3450	240°F		16½	419.1	14½	368.3	7⅞	200.0	6⅜	161.9	28	12.7
113		⅝	1725	240°F (3)		16¼	412.8	14	355.6	10⅞	257.2	8½	215.9	27	12.2
120	2"	⅙				16⅞	428.6	14¼	362.0	13½	342.9	11	279.4	46	20.9

(1) When specifying all stainless steel construction, add letter "S" after model number (e.g. 110S).
 (2) Motors are available with other electrical characteristics – consult your Taco representative.
 (3) 240° Intermittent, 200° Continuous.

121-138 Series In-Line Circulators

121-138 In-Line Cartridge Design Pump Series:

Applications

Designed to efficiently circulate heated or chilled water in large residential and commercial Hydronic Systems. Ideal for primary-secondary systems, as well as parallel pumping designs. Available in Stainless Steel construction for fresh water service.

Features

Proven Performance: In-Line Cartridge Design Pumps are backed by years of Taco experience in design and manufacture of circulators. Hundreds of thousands are in service.

Dependable, Quiet Operation:

In-Line Cartridge Design Pumps offer quiet dependable pumping power and long lasting performance. Ideal for heating and/or air conditioning systems requiring high head performance, pressure boosting, and recirculation systems with relatively low volume.

Unique Cartridge Design:

Replaceable "cooler running" bearing cartridge extends bearing life. With permanently sealed grease lubricated ball bearings it is virtually maintenance free.



Built to Last

Cartridge Bearing Assembly

Cartridge design isolates the bearings from the effects of system fluid temperatures which greatly extends bearing life.

- Alloy steel shaft
- Cupro-Nickel shaft sleeve

Mechanical Seal

- Two piece carbon/ceramic seal is standard
- Sealide-C/viton available for high temperature and aggressive water applications

Body & Flanges

- Available in cast iron or 304SS
- In-Line configuration
- Companion flanges provided in 2-1/2" or 3"

Impeller

- Dynamically and hydraulically balanced
- Enclosed type – cast iron or 304SS

Drive Coupling

- Rugged flexible rubber construction absorbs angular and parallel misalignment

Rugged Motor

- Available in single and three phase, and all standard voltages ...open-drip proof enclosure
- Equipped with sleeve bearings for quiet operation
- Resilient mounted
- Built-in overload protector on single phase models

Factory Tested

- Every pump is built to Hydraulic Institute standards and operated before shipment

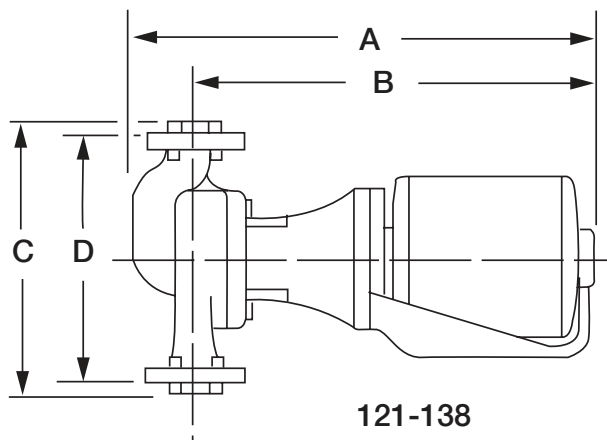
Easy Low-Cost Service

- No special tools required
- One cartridge bearing assembly fits all models – replace cartridge only . . . not bracket
- One mechanical seal fits all models

Submittal Data Information 121-138 Series Circulators



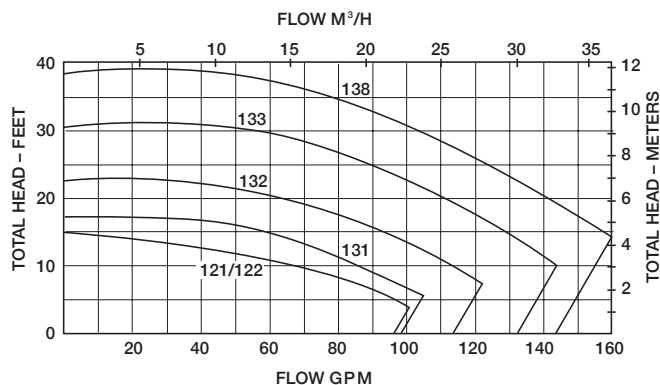
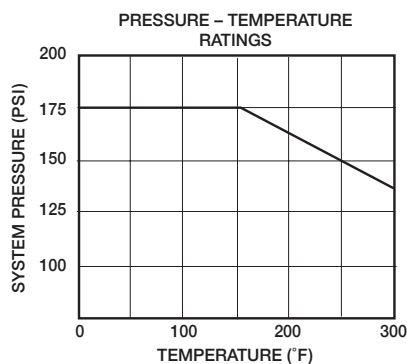
Stainless Steel
Models (N Code)



Specifications (121-138 Series)

MODEL NUMBER ⁽¹⁾	FLANGE SIZE	MOTOR ⁽²⁾			DIMENSIONS								SHIPPING WEIGHT	
					A		B		C		D			
		60C/AC	1 PH	RPM	IN.	MM	IN.	MM	IN.	MM	IN.	MM	LBS.	KG
121	2½"	¼ HP, 115 V		1725	18⅞	460.4	15⅞	403.2	14¼	362.0	11⅞	282.6	72	32.7
122	3"	¼ HP, 115 V		1725	18⅞	460.4	15⅞	403.2	13⅝	346.1	11⅞	282.6	72	32.7
131	3"	⅓ HP, 115 V		1725	19¼	489.0	15¾	400.1	16	406.4	13⅝	346.1	95	43.1
132	3"	½ HP, 115/230 V or 200-230/460/60/3		1725	21½	546.1	18	457.2	16	406.4	13⅝	346.1	108	49.0
133	3"	¾ HP, 115/230 V or 200-230/460/60/3		1725	22⅞	562.0	18⅝	473.1	16	406.4	13⅝	346.1	113	51.3
138	3"	1 HP, 115/230 V or 200-230/460/60/3		1725	22⅝	574.0	19⅞	485.8	16	406.4	13⅝	346.1	118	53.5

- (1) When specifying all SS — non NSF construction, add letter "D" after model number (i.e.132D).
When specifying all SS NSF construction, add letter "N" after model number (i.e 132N)
When specifying cast iron — SS fitted construction, add letter "E" after model number (i.e.132E)
- (2) Motors are available with other electrical characteristics – consult your Taco representative.



A Taco Family Company

Taco Inc., 1160 Cranston Street, Cranston, RI 02920 / (401) 942-8000
Taco (Canada) Ltd., 8450 Lawson Road, Unit #3, Milton, Ontario L9T 0J8 / (905) 564-9422