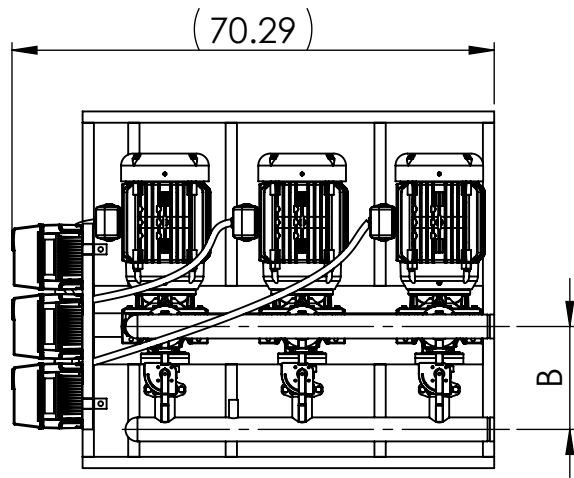
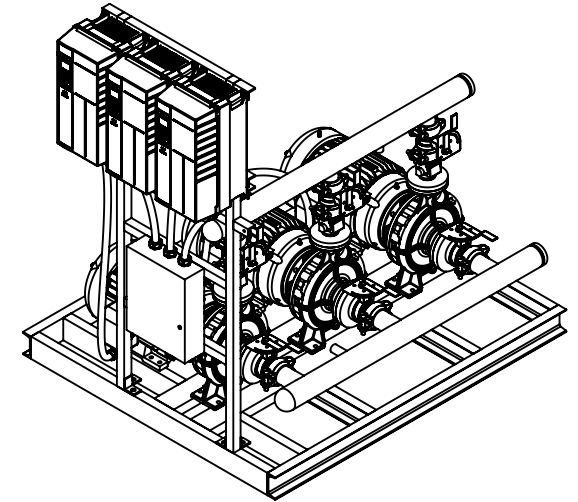
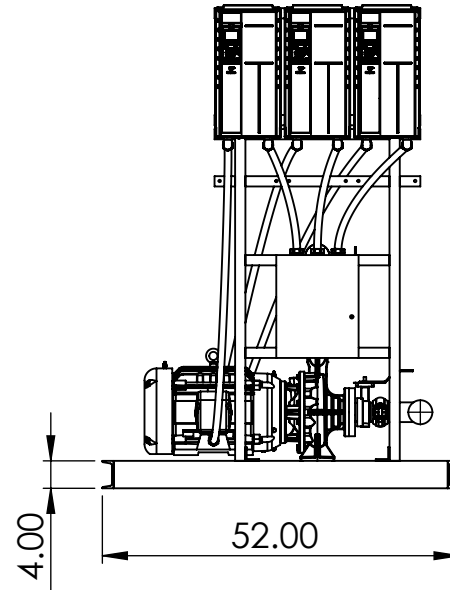
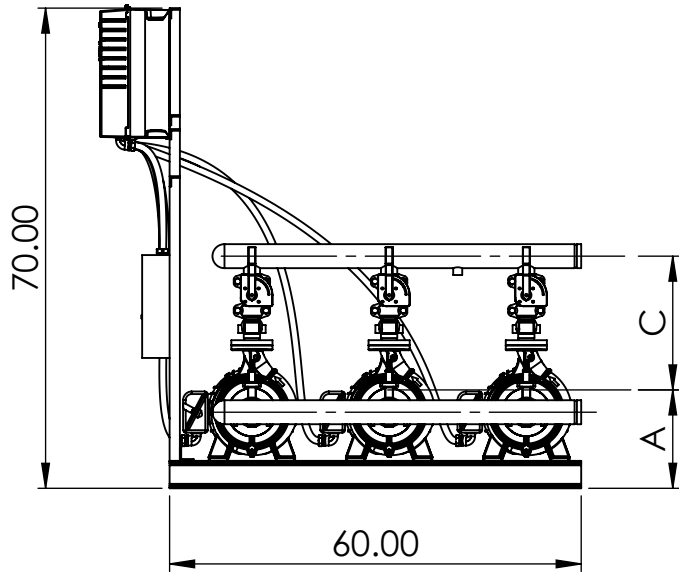


Taco Booster Submittal Information



Pump Model	A	B		C	
		150#	300#	150 #	300#
CI1206	9.2	11.7	11.9	20.6	20.9
CI1207	10.3	11.7	11.9	21.6	21.9
CI1209	11.1	15.4	15.7	23.5	23.7
CI1506	9.2	14.6	14.9	21.8	22.0
CI1507	10.3	14.3	14.6	21.3	21.5
CI1509	11.1	14.6	14.9	23.5	23.8
CI2007	10.3	15.1	15.4	18.2	18.5
CI2009	11.1	15.0	15.3	20.2	20.5
CI2506	10.3	13.0	13.4	21.5	21.8
CI2507	11.1	13.9	14.2	21.1	21.4

Booster Info Section	
Project:	
Rep.:	
Model:	
Pump Details:	
Total Package Flow (USGPM)	
Total Package Head (ft):	
Sequence of Operation:	
Header Size:	
Motor Enclosure:	
Motor Electrics:	
Integrated Drive Controller Enclosure: UL type	
UL/CSA Labelled	
Dual DC-link chokes (5% AC line reactor)	
Protocols (Standard): BacNet, Modbus RTU, N2 Metasys, FLN Apogee, FC Protocol	

NOTES:

1. Not to be used for construction/piping unless certified
2. Control Panel arrangement/design may vary
3. Dimensions are approx.
4. Maximum operating pressure is

Drafter Remarks:

MODIFICATION	REV	DATE	DRW BY

Model:			
DRW BY:	DATE:	CHKD BY:	DATE:
WT	07/30/2021	N/A	N/A
TOLERANCES UNLESS OTHERWISE SPECIFIED			
Dec: ±0.06	Frac: ±1/16	Angle: ±1/2	SCALE: NTS
REV	SIZE	TAG:	
A	A4		



Taco Canada LTD.
8450 Lawson road Unit 3
Milton, ON,
L9T0J8

THIS DRAWING AND THE INFORMATION DEPICTED THEREIN IS THE PROPERTY OF TACO CANADA. COPIES ARE ISSUED IN STRICT CONFIDENCE AND SHALL NOT BE REPRODUCED, OR COPIED OR USED AS THE BASIS FOR THE MANUFACTURE OR SALE OF PRODUCTS WITHOUT PRIOR WRITTEN PERMISSION OF TACO CANADA.

SHEET 1 OF 1 WEIGHT: