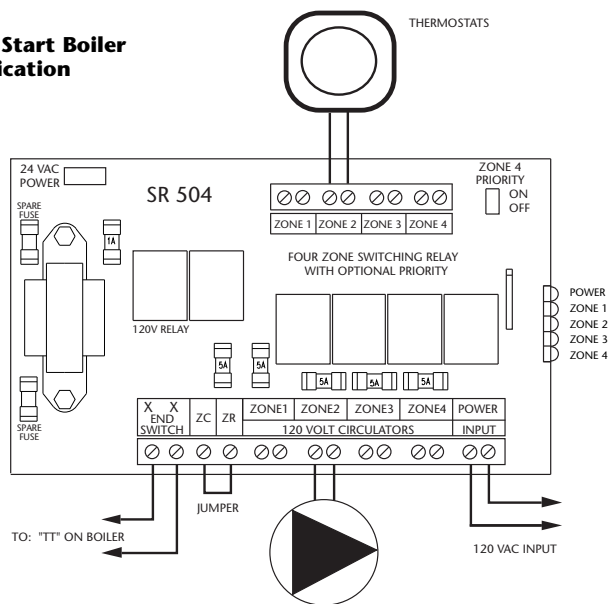


SUPERSEDES: New

EFFECTIVE: June 1, 2006

Plant ID# 9300-2084

Cold Start Boiler Application



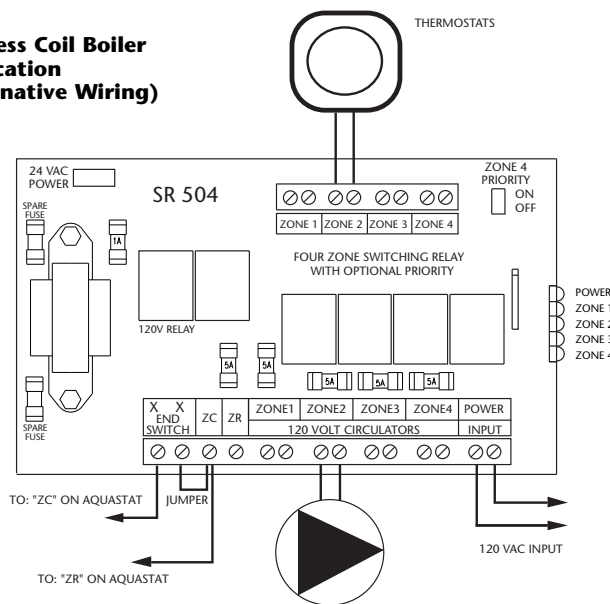
Operation: When any thermostat calls for heat, the appropriate circulator is energized and the isolated end switch (X and X) will start the boiler.

Priority Operation: When zone 4 is switched to the priority setting and is actuated, all other zones will stop operation until zone 4 is satisfied. When zone 4 is not switched to priority, all zones will operate independently.

Jumper Placement: The jumper should be placed between terminals ZC and ZR. Connect the isolated end switch to the aquastat control on the boiler.

Power Input: Connect 120 volt ac power input to terminals N and H. Neutral wire to terminal N. Hot wire to terminal H.

Tankless Coil Boiler Application (Alternative Wiring)



Operation: When any thermostat calls for heat, the boiler is given a signal to start. The appropriate circulator is energized only when the boiler temperature is above the set low limit.

Priority Operation: When zone 4 is switched to the priority setting and is actuated, all other zones will stop operation until zone 4 is satisfied. When zone 4 is not switched to priority, all zones will operate independently.

Jumper Placement: MOVE the jumper between terminals ZC and ZR to end switch X and ZC. Connect terminal ZC to ZC terminal on the aqua-stat control. Connect the other end switch X to ZR terminal on the aqua-stat control. Confirm polarity is consistent between boiler aquastat and switching relay.

Power Input: Connect 120 volt ac power input to terminals N and H. Neutral wire to terminal N. Hot wire to terminal H.

Warning: When using Alternative Wiring diagram, wiring instructions must be followed so power originates from the boiler aquastat. Failure to follow these wiring instructions may result in a secondary source of power being connected to the boiler that may activate it under certain circumstances, causing injury or death.

The Taco Connection:

Combine the reliability of the Taco Zone Valves, Priority Zoning Circulators, Thermostats, and the "00" family of circulators with the advanced features of the Taco Zone Controls to achieve total system integration. No matter the application, Taco now provides the products to maximize system performance while simplifying both installation and service.

External Diagnostics:

Externally visible lights show full functionality of the switching relay. The green light should always be on, indicating that power is connected. When the thermostat calls for heat, both the appropriate circulator and red indicating light is energized.

Features:

- External Indicator Lights
- Switchable Priority
- Simplified Wiring
- Fully Enclosed Snap-Out Relays
- Fuse Protected Outputs
- Compact Design
- 100% Factory Tested
- Isolated End Switch
- Contractor Friendly PC Board Layout
- Universal Thermostat Compatibility
- UL Approved
- 24 volt Power Input or Output Terminal
- Extended 3 Year Warranty
- Made in the USA

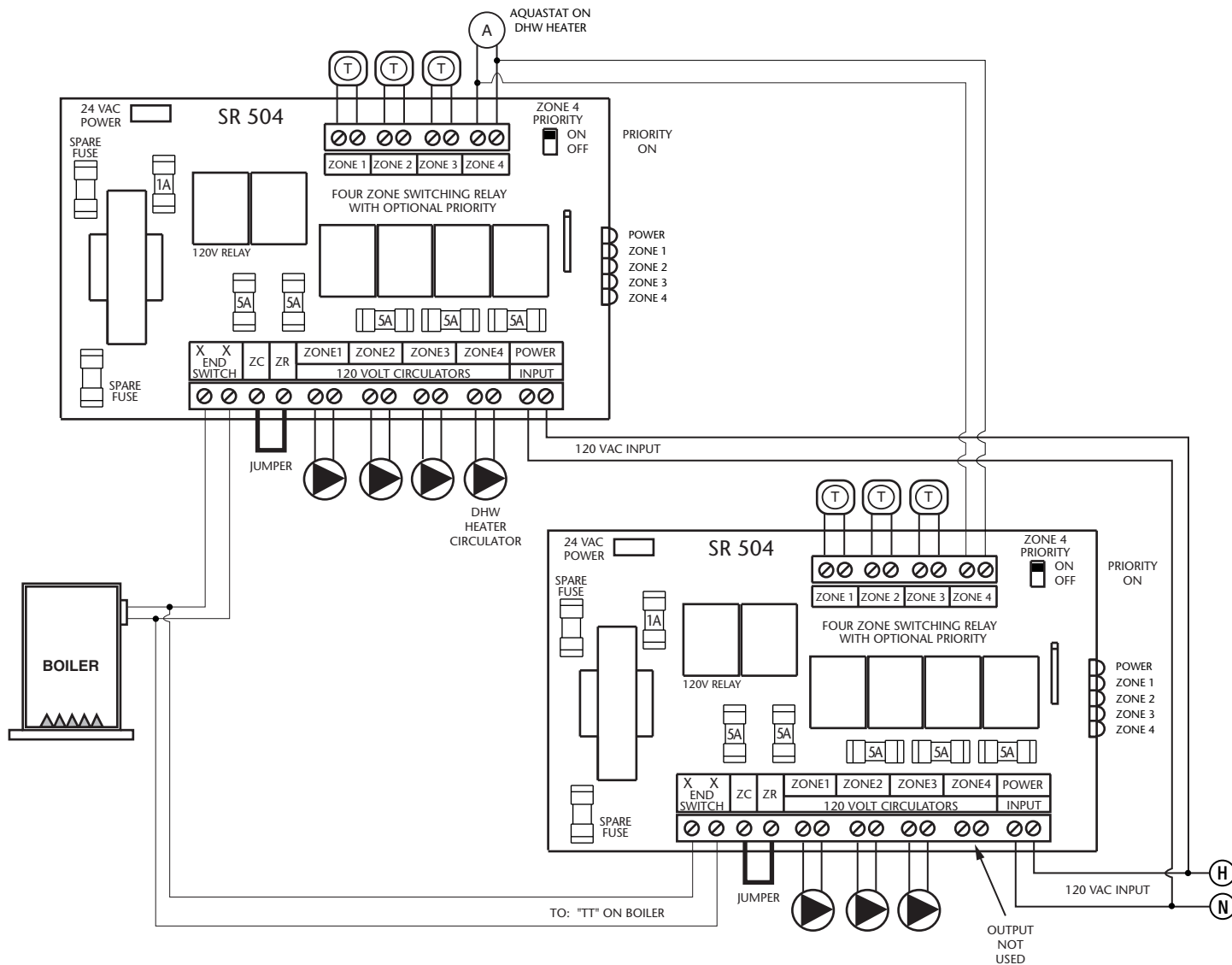
Specifications:

PRODUCT NUMBER	NUMBER OF ZONES	TRANSFORMER VOLTAGE	MAXIMUM COMBINED LOAD	DIMENSIONS OF ENCLOSURE
				WIDTH HEIGHT DEPTH
SR504	4 with Priority	120 VAC Input	20 amps	10 1/4" 6 3/4" 2 3/4"

All Switching Relays are relay type DPST, have a thermostat current of .18, and have a single phase motor rating per zone of 1/3 hp (5.0A) @ 120 VAC.

Warning: Wiring connections must be made in accordance with all applicable electrical codes. Use copper wire only with a minimum temperature rating of 60/75°C. Failure to follow this instruction can result in personal injury or death and/or property damage. 12-18 gauge wire recommended for 120 VAC connections, 14-22 gauge wire for thermostat connections, and 14-22 gauge wire for 24 VAC source connections.

Two SR504/506 Switching Relays Connected Together



LIMITED WARRANTY STATEMENT

Taco, Inc. will repair or replace without charge (at the company's option) any product or part which is proven defective under normal use within three (3) years from the date of start-up or three (3) years and six (6) months from date of shipment (whichever occurs first).

In order to obtain service under this warranty, it is the responsibility of the purchaser to promptly notify the local Taco stocking distributor or Taco in writing and promptly deliver the subject product or part, delivery prepaid, to the stocking distributor. For assistance on warranty returns, the purchaser may either contact the local Taco stocking distributor or Taco. If the subject product or part contains no defect as covered in this warranty, the purchaser will be billed for parts and labor charges in effect at time of factory examination and repair.

Any Taco product or part not installed or operated in conformity with Taco instructions or which

has been subject to misuse, misapplication, the addition of petroleum-based fluids or certain chemical additives to the systems, or other abuse, will not be covered by this warranty.

If in doubt as to whether a particular substance is suitable for use with a Taco product or part, or for any application restrictions, consult the applicable Taco instruction sheets or contact Taco at [401-942-8000].

Taco reserves the right to provide replacement products and parts which are substantially similar in design and functionally equivalent to the defective product or part. Taco reserves the right to make changes in details of design, construction, or arrangement of materials of its products without notification.

TACO OFFERS THIS WARRANTY IN LIEU OF ALL OTHER EXPRESS WARRANTIES. ANY WARRANTY IMPLIED BY LAW INCLUDING WARRANTIES OF MERCHANTABILITY OR FIT-

NESS IS IN EFFECT ONLY FOR THE DURATION OF THE EXPRESS WARRANTY SET FORTH IN THE FIRST PARAGRAPH ABOVE.

THE ABOVE WARRANTIES ARE IN LIEU OF ALL OTHER WARRANTIES, EXPRESS OR STATUTORY, OR ANY OTHER WARRANTY OBLIGATION ON THE PART OF TACO.

TACO WILL NOT BE LIABLE FOR ANY SPECIAL, INCIDENTAL, INDIRECT OR CONSEQUENTIAL DAMAGES RESULTING FROM THE USE OF ITS PRODUCTS OR ANY INCIDENTAL COSTS OF REMOVING OR REPLACING DEFECTIVE PRODUCTS.

This warranty gives the purchaser specific rights, and the purchaser may have other rights which vary from state to state. Some states do not allow limitations on how long an implied warranty lasts or on the exclusion of incidental or consequential damages, so these limitations or exclusions may not apply to you.



Taco, Inc., 1160 Cranston Street, Cranston, RI 02920 | Tel: (401) 942-8000 | FAX: (401) 942-2360

Taco (Canada), Ltd., 8450 Lawson Road, Suite #3, Milton, Ontario L9T 0J8 | Tel: (905) 564-9422 | FAX: (905) 564-9436

Visit our web site: www.TacoComfort.com | Printed in USA | ©2015 Taco, Inc.

