



Water Circulation Pumps & Circulators

0026e™ ECM High-Efficiency Circulator

The 0026e™ is a high-performance, variable speed, wet-rotor circulator with high-efficiency ECM permanent magnet technology. With 5 easy settings, its variable speed performance curves are equivalent to the Taco 0010, 0011, 0012, 0012 3-Speed & 0014. Ideal for large residential and light commercial hydronic heating, chilled water cooling and domestic hot water systems. The 0026e reduces power consumption by up to 85% compared to equivalent AC permanent split capacitor circulators. With a maximum of 26 feet of head and 44 gpm, it is available in either Cast Iron or NSF certified Stainless Steel.



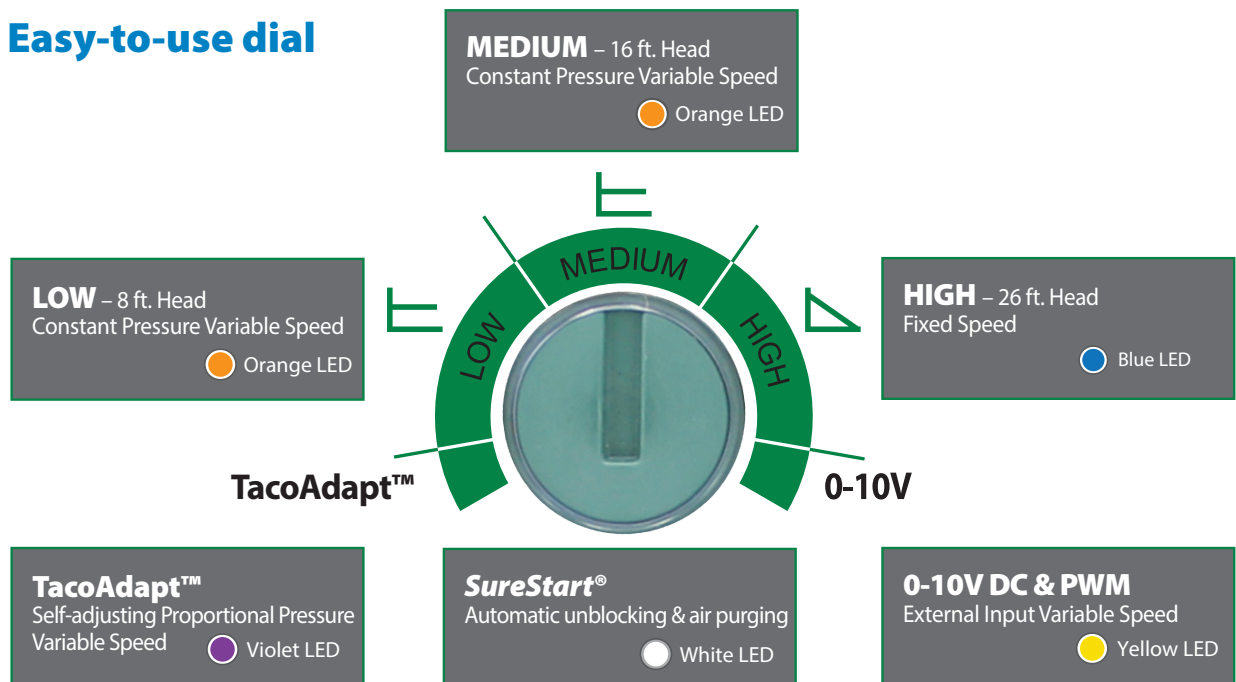
Applications



APPLICATION:

- Maximum operating pressure: 150 psi (10.3 bar)
- Maximum fluid temperature: 230°F (110°C)
- Minimum fluid temperature: 14°F (-10°C)
- Electrical specifications:
 - Voltage: 115/208/230V, 50/60 Hz, single phase
 - Maximum operating power: 120W
 - Maximum amp rating: 1.0 (115V) / .50 (230V)
- Equipped with a cast iron or stainless steel casing
- Stainless Steel model suitable for open loop potable water systems
- Taco circulators are for indoor use only
- Acceptable for use with water or maximum of 50% water/glycol solution

Easy-to-use dial



Features



FEATURES:

- 5 easy dial settings to match system requirements - **TacoAdapt™**, LOW, MEDIUM, HIGH or 0-10V DC analog or PWM digital signal external input
- **BIO Barrier®** protects the pump from system contaminants
- **SureStart®** automatic unblocking and air purging mode
- Replaces all single speed and 3-speed circulators in its class
- Multi-color LED: power on, mode setting and error code diagnostics
- Use with a Taco ZVC Zone Valve Control or SR Switching Relay for ON/OFF operation
- Nut-grabber feature on flanges for easier fit up
- Dual electrical knockouts and removable quick-connect terminal strip for easy wiring
- Whisper quiet operation
- Rotatable control cover to simplify installation

Pump Replacement Chart (6-1/2" Flange-to-Flange Dimension)

Taco	Bell & Gossett	Armstrong	Grundfos	Wilo
2400-10	PL 50	E 13	UP 50-75	Stratos:
2400-20	PL 30	E 11	UPS 50-44	1.25 x 3 – 25
2400-30	Series e (e-601)	E 10	UP 43-75	1.25 x 3 – 20
2400-40	Series 60 (601)	E 7	UP(S) 26-99	
110	Series HV	S 25	UP 26-96	Top S:
111	Series PR	H 52	UP 26-64	1.25 x 15
112	Series HV	H 51	UPS 32-40	1.25 x 25
113	Series 100	H 32	UPS 32-80	1.50 x 20
0010	NRF 36	Astro 280	Magna 32-60	
0011	ECOCircXL 20-35	Astro 210	Alpha2 26-99	Top Z:
0012	ECOCirc XL 36-45	Compass ECM		1.5 x 15
0014				1.5 x 20

NOTE: Flange size and flange-to-flange dimensions will vary by competitive model and may require some piping changes.



Intertek
4001998
CONFORMS TO:
UL STD. 778
CERTIFIED TO:
CAN/CSA STD.
C22.2 NO. 108

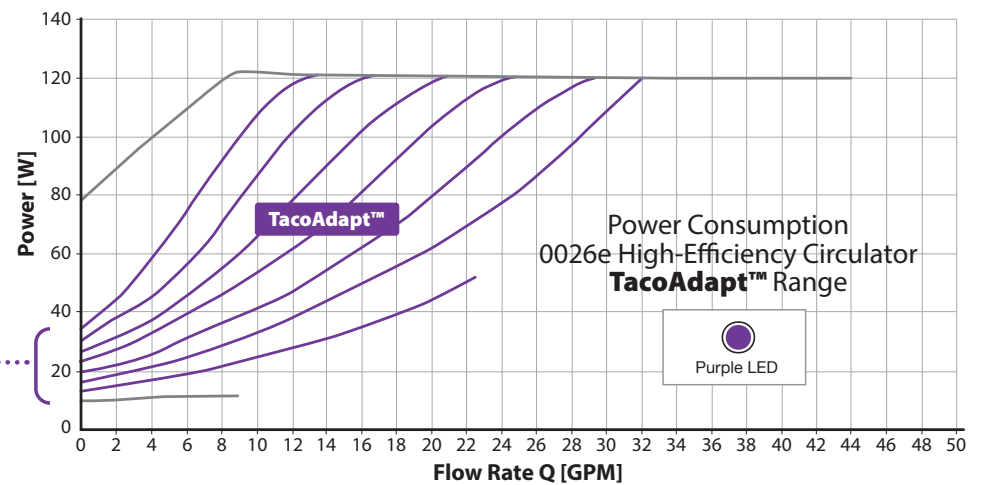

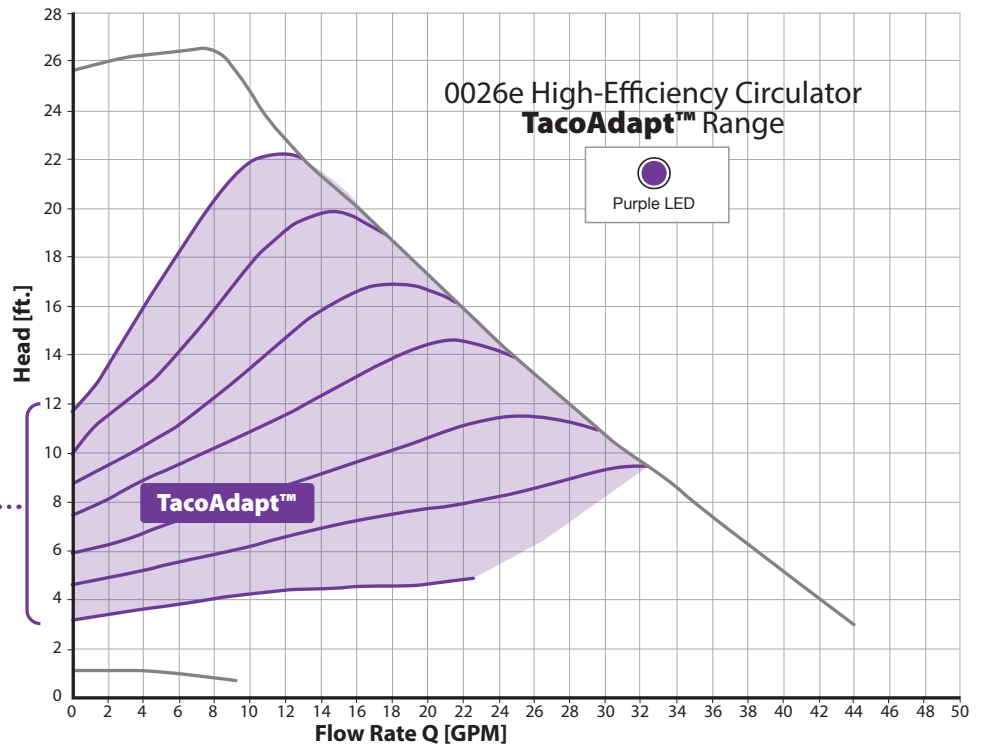



Certified to
NSF/ANSI/CAN 61
& 372
Stainless Steel
Model Only

Performance Curves

TacoAdapt™ Mode:

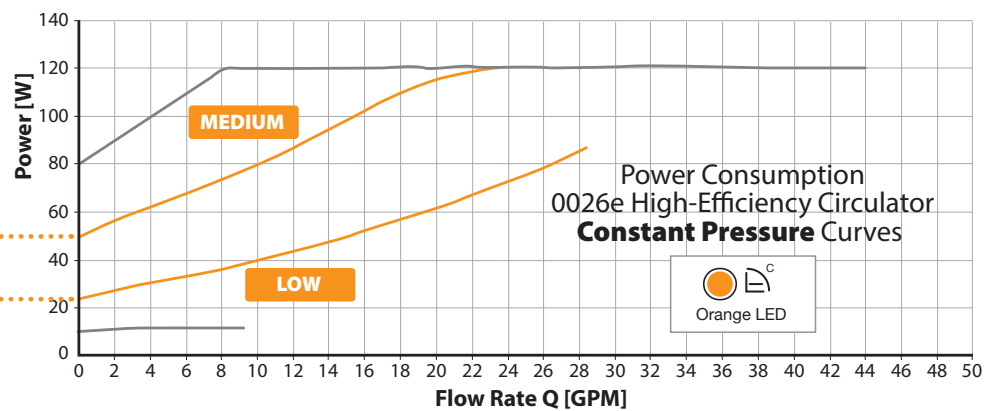

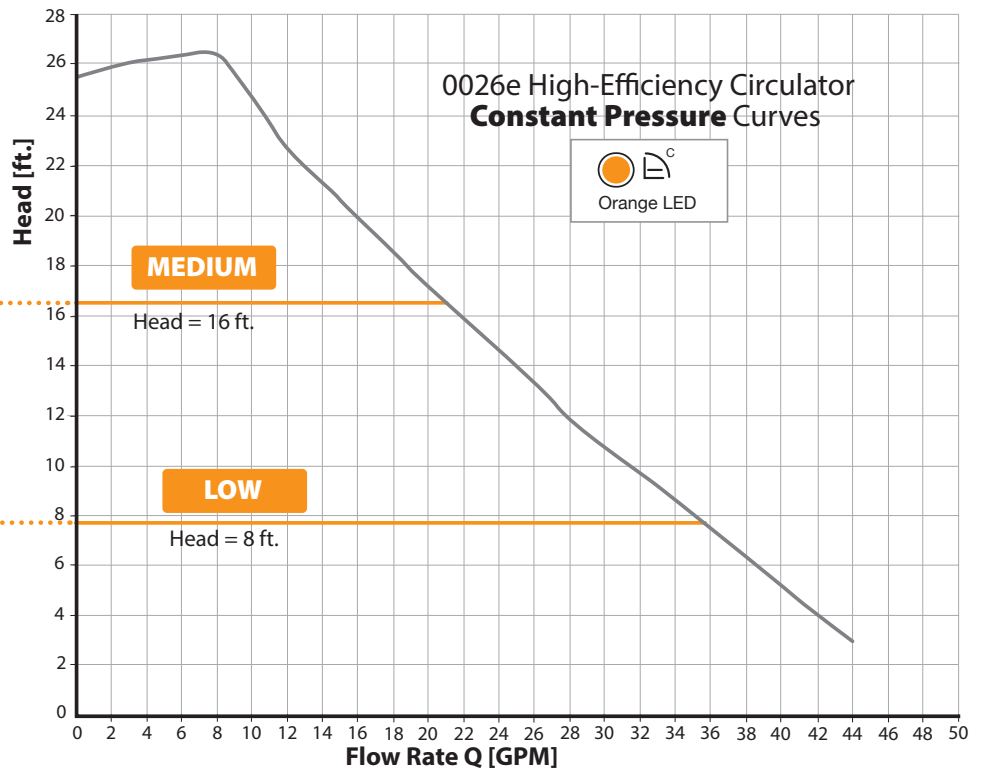

TacoAdapt™ is an operating mode designed for constant circulation systems. On this setting, the circulator will sense changes in system flow and head conditions and adjust the operating curve automatically.



Performance Curves

Constant Pressure Mode:

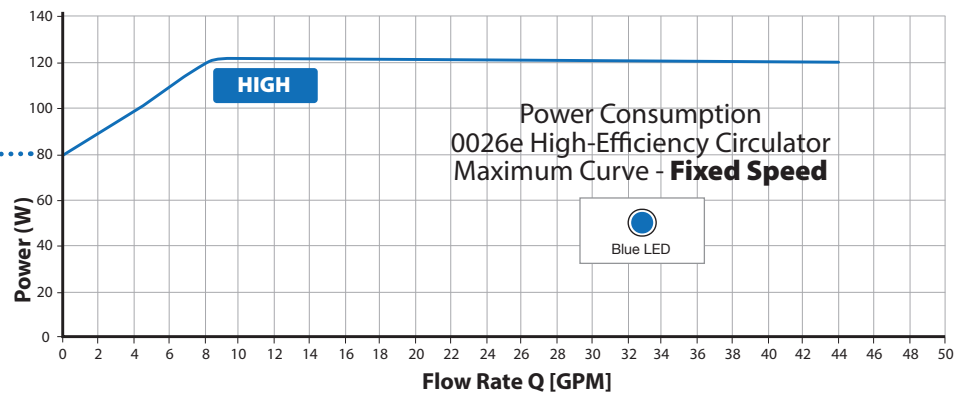
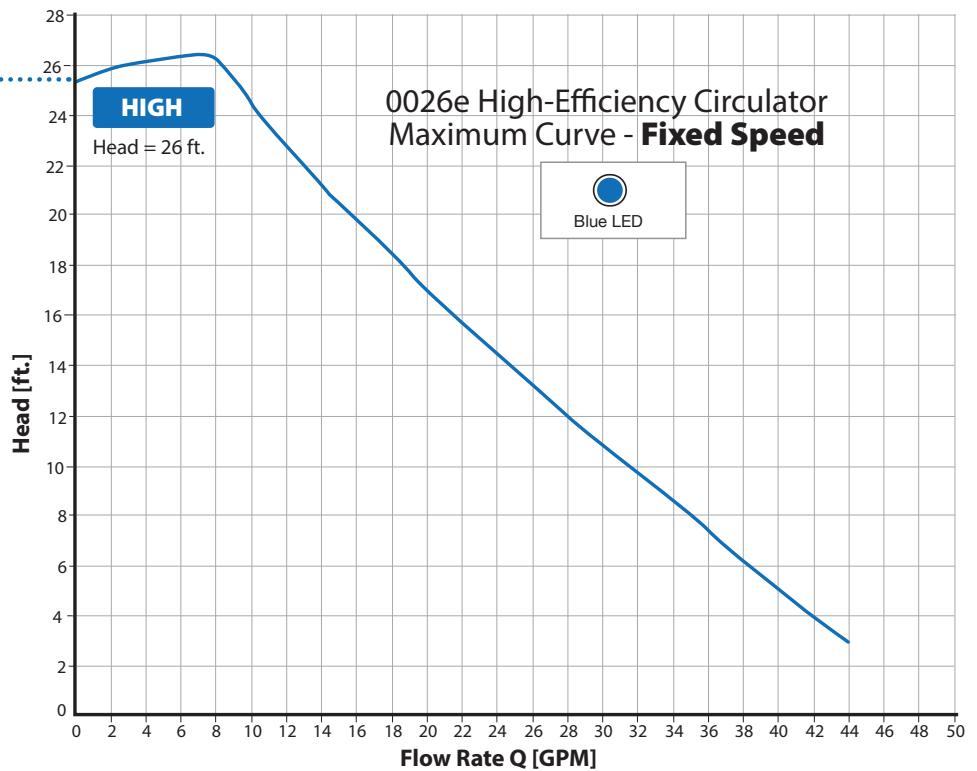
At Low setting the circulator will vary speed to maintain 8 feet of head constant pressure. At Medium setting the circulator will vary speed to maintain 16 feet of head constant pressure.



Performance Curves

Fixed Speed Mode:


At High setting the circulator always operates at full speed.



Performance Curves


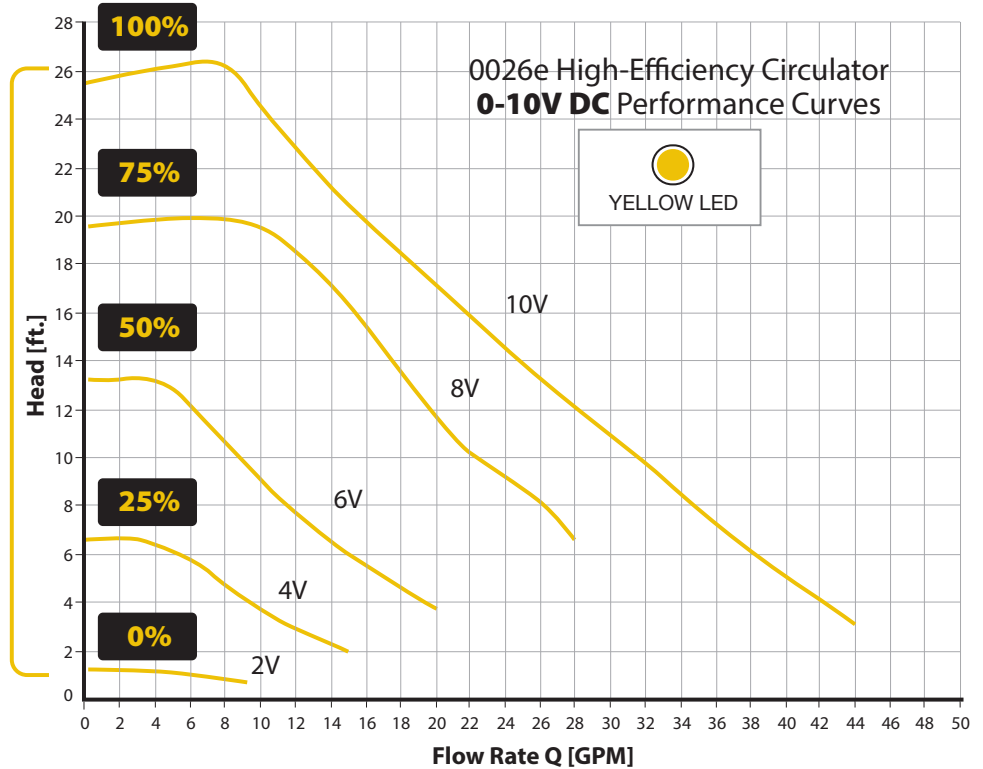
0-10V DC or PWM External Input:

The circulator will vary its speed and performance based on a 0-10V DC analog or PWM digital signal external input.



0-10V

PWM (Pulse Width Modulation)



0-10V

**Power Consumption
0026e High-Efficiency Circulator
0-10V DC Performance Curves**

